


250MHz/400MHz VGA Splitter

2 port

4 port

8 port

User's Manual



VGA Splitter

-----A single video output to multiple video output devices
(single input to multiple output)

VGA Switch

-----Multiple video output to a single video output devices
(multiple input to single output)

KVM Switch

-----Keyboard, Video, Mouse switch
(video switch + keyboard/ mouse switch)

P8-NL-1000-V002EN
Printed in China

FCC Statement

This equipment has been tested and found to comply with the limits for a Class B digital device, pursuant to Part 15 of the FCC Rules. These limits are designed to provide reasonable protection against harmful interference in a residential installation. This equipment generates, uses, and can radiate radio frequency energy, and if not installed and used in accordance with the instruction, may cause harmful interference to radio communications. However, there is no guarantee that interference will not occur in a particular installation. If this equipment does cause harmful interference to radio or television reception, which can be determined by turning the equipment off and on, the user is encouraged to try to correct the interference by one or more of the following measures:

- Reorient or relocate the receiving antenna.
- Increase the separation between the equipment and the receiver.
- Connect the equipment into an outlet on a circuit different from that to which the receiver is connected.
- Consult the dealer or an experienced radio/TV technician for help.

Any changes or modifications not expressly approved by the manufacturers may void the user's authority to operate this equipment.

FC CE

The **2 / 4 / 8 port VGA splitter** are high resolution VGA splitters, It's designed for VGA / SVGA / XVGA signal from a single video output to two, four or eight video output devices such as for data/graphics monitors, presentation monitors, LCD projectors, data/graphics projectors or other output devices.

The **splitter** 15-Pin HD Connectors for input(male) and outputs(female), allowing for direct connection to VGA-type video sources and devices using high resolution coaxial VGA extension cables.

Benefits

- Ultra high 250 MHz or 400 MHz bandwidth
- Supports DDC, DDC2, DDC2B(Port 1 only)
- Duplicate one VGA input to multiple outputs
- Enhances transmission distances: 60M* (200 ft)
- Applicable to VGA, SVGA, XVGA,multi-sync monitors
- Maximum 3 layers cascaded for High resolution outputs

Application

- Public broadcasting
- Classroom and training center
- Presentations and demonstrations
- Exhibits and trade shows
- Monitor testing and burn-in
- Business meetings

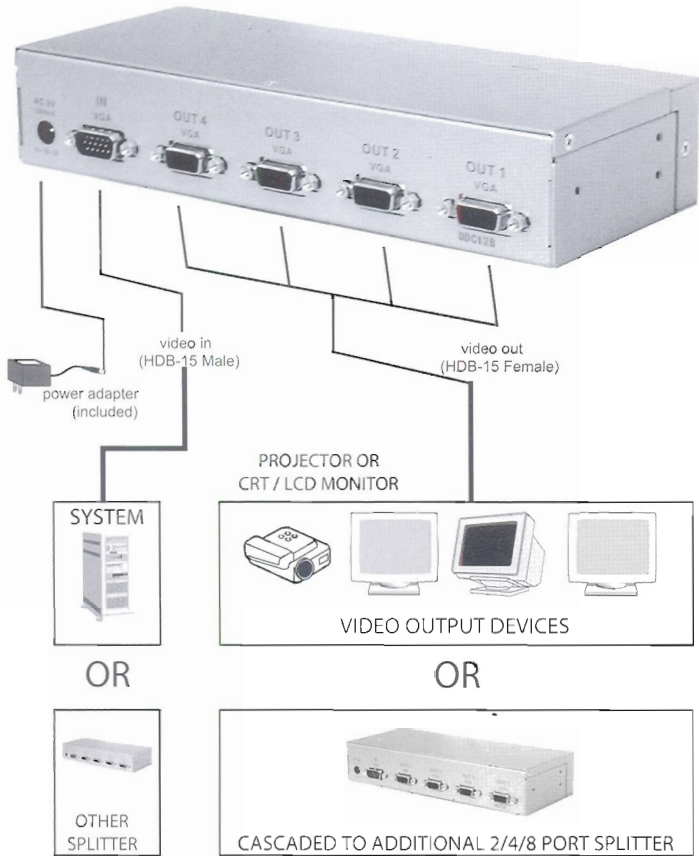


Figure 1. Connection & Application

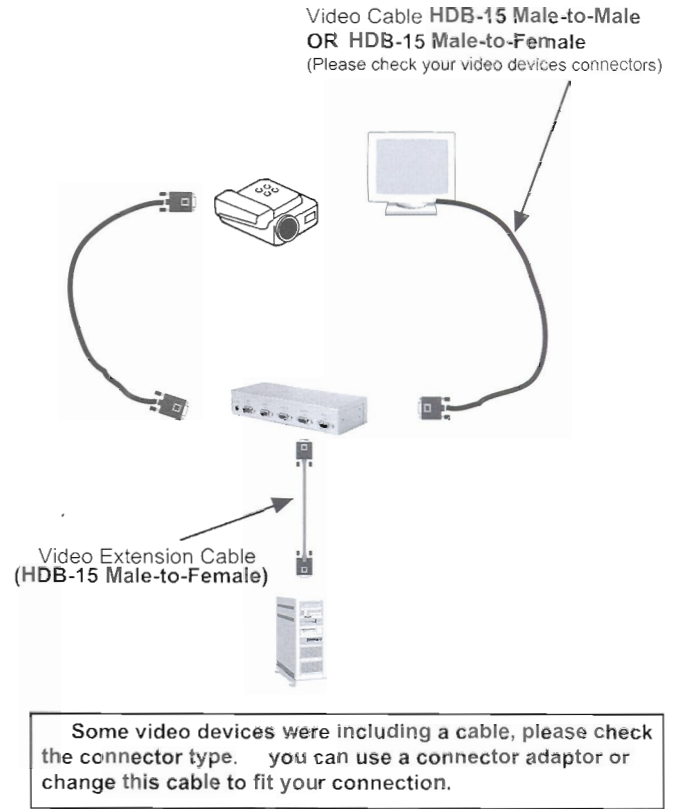


Figure 2. Cable Connection

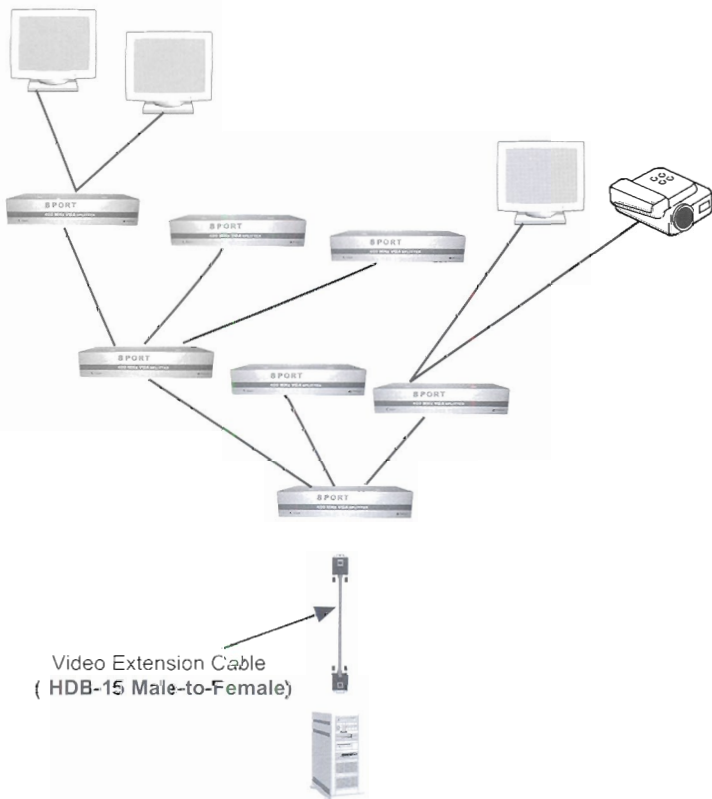


Figure 3. Three Layers Cascaded Connection

Specifications

Model	VS102/VS112	VS104/VS114	VS108/VS118
No. of VGA Output	2	4	8
Max. VGA Output (cascaded 3 layers Max.)	8	64	512
VGA Bandwidth(-3db)	250 MHz/ 400 MHz		
Signal Type	VGA / XVGA / SVGA / Multisync		
Indicator	Power (Gree) x1 + Input(Red)		
Trans. Distance(output)	60M* (200 ft.) Max.		
Connector - input	HDB15 male x1		
Connector - output	HDB15 female x 2	HDB15 female x 4	HDB15 female x 8
Power Input (250Mhz)	DC 9V 500mA		
Power Input (400Mhz)	AC 9V 500mA		
Housing	Metal		
Net Weight	0.9 lb. 0.39 (kg)	1.5lb. 0.65 (kg)	1.9 lb. 0,8 (kg)
Dimensions (in)	5.2 x 3.39 x 1.26	8.46 x 3.82x 16.6	
(mm)	132 x 86 x 32	215 x 97 x 42	

*Only with premium super-shielded VGA cables